

Learning Styles

Oklahoma 4-H Volunteer Development Series



Learning Styles

Inside this issue:

Learn by Doing 2

The Cone of Experience 3

Keep Youth Involved in the Learning Process 3

People learn through hearing, seeing and doing. We use all three methods, but, each of us has a learning preference. We learn best using this method.

Basic knowledge is learned through one of the 5 senses.

Seeing 83 percent
 Hearing 11 percent
 Touching 3 ½ percent
 Smelling 1 ½ percent
 Tasting 1 percent

Auditory Learning—"I hear."

Auditory learners learn best through hearing, using their ears and their voices as the primary way to learn. These learners:


- Remember what they hear and their own verbal expressions;
- Remember by talking aloud and through verbal repetition;
- Desire to talk through a concept not understood;
- Verbally express excitement about learning;
- Can remember verbal instructions without recording them;
- Enjoy class discussions and talking with others;
- Are easily distracted by sound but also find silence distracting;
- Enjoy interesting lectures;
- Find it difficult to work quietly for extended periods of time;
- Enjoy music activities.

Visual Learning—"I See."

Visual learners learn best through seeing, using their eyes as the primary way to learn. These learners:

- Desire to see words written down;
- Enjoy a picture of something being described;
- Prefer a timeline to remember historical events;
- Prefer written instructions for assignments;
- Observe all the physical elements in a classroom;
- Carefully organize their learning materials;
- Enjoy decorating learning areas;
- Desire photography and illustrations with printed content;
- Remember and understand through the use of diagrams, charts and maps;
- Appreciate presentations using video, electronic games, PowerPoint or handouts;

Learn through: hearing, vibrations, rhythms, mentally configured sounds, patterns, tone, oral directions, chanting and listening.



Oklahoma State University, in compliance with Title VI and VII of the Civil Rights Act of 1964, Executive Order 11246 as amended, and Title IX of the Education Amendments of 1972 (Higher Education Act), the Americans with Disabilities Act of 1990, and other federal and state laws and regulations, does not discriminate on the basis of race, color, national origin, genetic information, sex, age, sexual orientation, gender identity, religion, disability, or status as a veteran, in any of its policies, practices or procedures. This provision includes, but is not limited to admissions, employment, financial aid, and educational services. The Director of Equal Opportunity, 408 Whitehurst, OSU, Stillwater, OK 74078-1035; Phone 405-744-5371; email: eeo@okstate.edu has been designated to handle inquiries regarding non-discrimination policies; Director of Equal Opportunity. Any person (student, faculty, or staff) who believes that discriminatory practices have been engaged in based on gender may discuss his or her concerns and file informal or formal complaints of possible violations of Title IX with OSU's Title IX Coordinator 405-744-9154.

Issued in furtherance of Cooperative Extension work, acts of May 8 and June 30, 1914, in cooperation with the U.S. Department of Agriculture, Director of Oklahoma Cooperative Extension Service, Oklahoma State University, Stillwater, Oklahoma. This publication is printed and issued by Oklahoma State University as authorized by the Vice President, Dean, and Director of the Division of Agricultural Sciences and Natural Resources and has been prepared and distributed at a cost of 000 cents per copy.

Learning Styles

- Auditory Learning
"I Hear."
- Visual Learning
"I See."
- Kinesthetic Learning
"I Do."
- Tactual Learning
"I Feel"

- Study materials by reading over notes and organizing in outline form;
- Enjoy visual art activities.

Learn through: color, images, shapes, drawings, paintings, patterns, forms and sculpture.

Kinesthetic Learning—"I Do."

Kinesthetic learners learn best through hands-on activities and physical movement as the primary way to learn. These learners:

- Become physically involved in the subject being studied;
- Enjoy acting out a situation through dramatic methods;
- Enjoy making a product or completing a project;

- Prefer building and physically handling learning materials;
- Remember and understand through doing something;
- Take study notes to keep busy, but often do not read them;
- Enjoy using computers;
- Physically express enthusiasm by getting active and excited;
- Find it difficult to sit still for extended periods of time;
- Enjoy hands-on art activities.

Learn through: body movements, dance, gesturing, positioning, touching – all physical action.

Tactual Learning—"I Feel."

Tactual learners learn best through touch and personal relationships as the primary way to learn.

- Must touch and feel objects;
- Enjoy cooperative learning environment with discussions and interactions;
- Enjoy doing things that use fine motor skills—sculpting, writing, drawing, etc.
- Like quiet activities done alone
- Peer teaching

Learn through: feeling things physically and emotionally in a creative nurturing environment.

Learn by Doing

The first question most volunteers have when working with youth is: "How can I plan a fun, exciting and educational experience for the kids?" To answer this question it helps to understand how people learn. This in turn will help plan activities, which stimulate youth or adult audiences. In 1974

(Klein) a study by the U.S. Department of Health, Education and Welfare reported youth learn best by doing. Active involvement of the learner is the key. The 4-H program refers to it as "Learn by Doing." People learn best when they hear, see and do.

People generally remember:

- 10% of what they read
- 20% of what they hear
- 30% of what they see
- 50% of what they hear and see
- 70 % of what they say as they talk
- 80-90% of what they hear, see and do

The purpose of a 4-H project is to create a blue ribbon child – not a blue ribbon project.

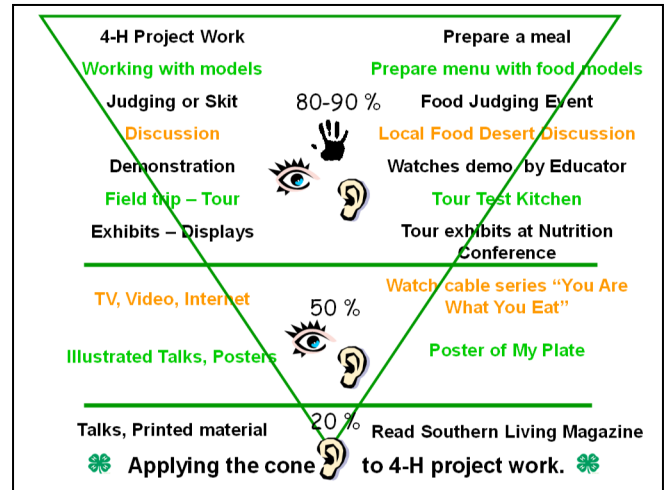
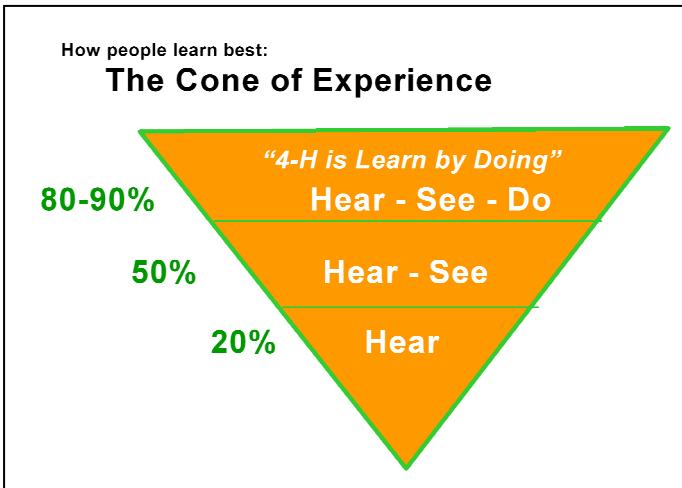
Below is a table that illustrates the correlation between the method of instruction and the ability to recall:

	Recall 3 hours later	Recall 3 days later
Telling (when used alone)	70 percent	10 percent
Showing (when used alone)	72 percent	20 percent
Blending of telling and showing	85 percent	65 percent

The Cone of Experience

The Cone of Experience is a method that easily describes how the effectiveness of learning increases as one moves up the cone.

A second diagram applies the cone to 4-H project work. The left hand column includes teaching methods we use in 4-H. The right hand column includes a actual project



Keep Youth Involved in the Learning Process

Youth learn by doing. Adults working with youth must plan activities that actively involve youth. Youth should be involved in

every stage of a meeting: from planning, to decision-making, to project development and even in the evaluation process.

simulations, games, demonstrations or models. This gives them ownership and a feeling of belonging or that it is “our club”, not “your club.”

Learn more about Teaching Techniques by viewing 4H.VOL.103 Teaching Techniques.

“Youth should be involved in every stage of a meeting: from planning, to decision-making, to project development and even in the evaluation process.”

The level of involvement is important in how much is learned. Activities that are more like real life experiences and that involve members in listening, seeing and doing usually bring about the greatest learning. Avoid telling or asking members to read as the primary method of teaching. When possible, use