

Wasted Water or Righteous Resource

Skill: Language Arts, Math, Science

Objectives

Students will:

1. To realize the importance of water to our daily life.
2. To recognize there are many uses for water.
3. To realize our water supply is limited.
4. To accept the responsibility to conserve water.

Background

As water consumers we make choices in our water use everyday. The question is "Do we waste water or treat it like a righteous resource?" Water may be the most valuable resource on the planet, without it we can't; cook, clean, take a shower or brush our teeth. If we stop and think about it, water is something we cannot live without, yet we take it for granted everyday. We do not appreciate water's true value as a righteous resource.

The water resources we have in Oklahoma are precious. The well being of our state is closely tied to adequate supplies of water. As stewards of our natural resources we have an obligation to manage the resources to the best of our abilities. The first step in managing our water resources is discovering how much water we use on a daily basis. Once this is known we can begin to look for ways to reduce our water consumption and reduce the amount of wasted water.

Fun Facts:

- Did you know that toilets made before 1980 use 5 gallons of water per flush, toilets manufactured between 1980 and 1991 used 3.5 gallons per flush and toilets made after 1991 only used 1.5 gallons per flush.
- Water savings is more than using efficient household appliances. Water savings begins with a lifestyle change which keeps environmental responsibility as a priority.
- Practical examples of a lifestyle change are to stop running the water while brushing your teeth, stop pre-rinsing dishes before loading them in the dishwasher, and to begin looking for ways to conserve water everyday.

Vocabulary

- consumer
- righteous
- resource
- precious
- adequate
- stewards
- obligation

Materials

- Water Use Tally Sheets

P.A.S.S.

4th Grade

- Read 1.1, 3.1b
- Write 1.2

Math

- Process 1.1,2, 2.1, 4.4
- Content 1.2b, 3.1

Science

- Process 4.4, 5.4

5th Grade

- Read 1.1a, 3.1b
- Write 1.2

Math

- Process 1.1,2, 2.1, 4.4
- Content 2.1b, 3.2b

Science

- Process 4.4, 5.4

6th Grade

- Read 1.1a, 3.1b
- Write 2.7

Math

- Process 1.1,3, 4.1
- Content 2.2,3

Science

- Process 4.5, 5.4



Wasted Water or Righteous Resource

Procedure

Have students record how they used water each day for a school week or for a weekend. Use the Water Use Tally worksheet on the following page. Ask them to report on their uses and discuss whether they might have used more water than they needed.

Next have students total the amount of water used in each category (bathroom, kitchen, laundry and outdoors) and divide it by the total gallons used then multiply by 100. Have students compare their percentages to the Water Use in America chart.

Oklahoma State University, in compliance with Title VI and VII of the Civil Rights Act of 1964, Executive Order 11246 as amended, Title IX of the Education Amendments of 1972, Americans with Disabilities Act of 1990, and other federal laws and regulations, does not discriminate on the basis of race, color, national origin, sex, age, religion, disability, or status as a veteran in any of its policies, practices or procedures. This includes but is not limited to admissions, employment, financial aid, and educational service.

Issued in furtherance of Cooperative Extension work, acts of May 8 and June 30, 1914, in cooperation with the U.S. Department of Agriculture, Robert Whitson, Vice President, Dean and Director of Cooperative Extension Service, Oklahoma State University, Stillwater, Oklahoma. This publication is issued by Oklahoma State University as authorized by the Dean of the Division of Agricultural Sciences and Natural Resources and has been prepared for both internal and external distributions through print and electronic media.

Discussion and Evaluation

Saving water starts at home

How many gallons of water did your family use today?

Total the amounts of water used in each category (bathroom, kitchen, laundry and outdoors) and divide it by the total gallons used, then multiply by 100.

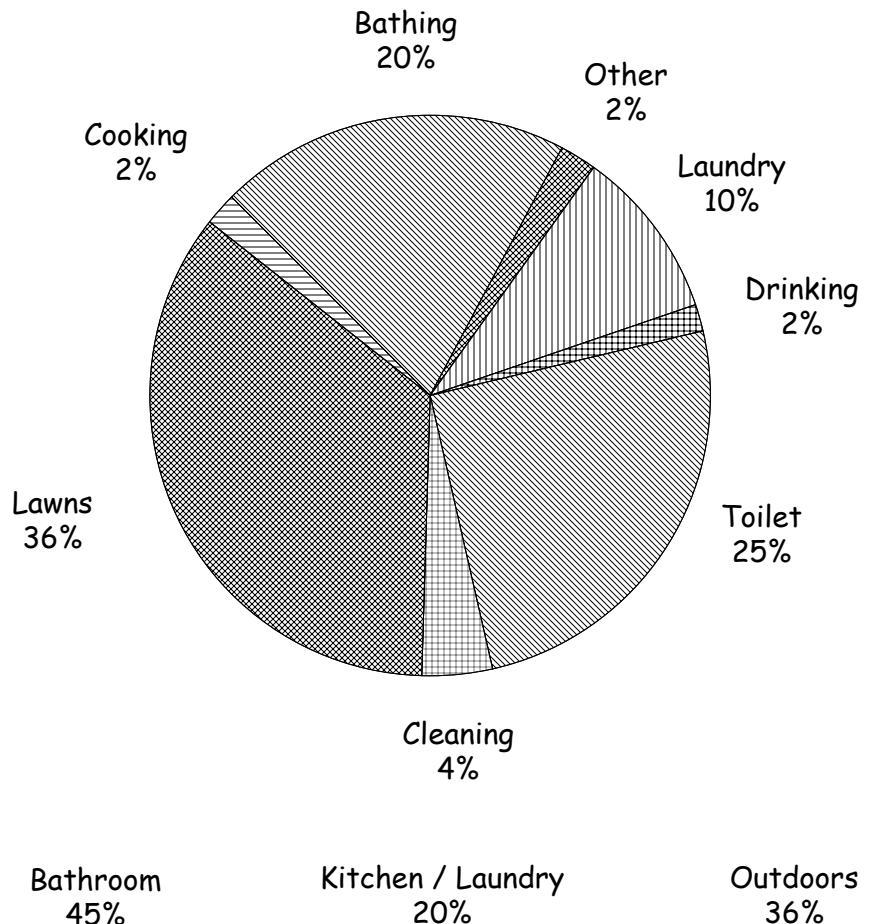
Example: 2000 gallons Bathroom / 4000 gallons total X 100 = 50%

How do your percentages compare to the Water Use in America? Does your family use more or less water than the average?

How could you use less water?


(Don't water the lawn; fix the leaking faucet; take shorter showers; don't run the water while brushing your teeth.)

Water Use In America



Water Use Tally

Snip these tallies and tape one in your bathroom, kitchen, laundry room or other areas of water use. Put a strike (III) on the proper line each time you do one of the following. Keep track for one week, then determine your average daily water use using the chart below.

Activity/Fixture	# of Times Water Used	Amount of Water Used	Total
Bathroom			
Toilet flushes	- Low Volume (1991 or newer)	x 1.5 gallons	=
	- High Volume	x 3.5 / 5.0 gallons	=
Showers		x 25 gallons	=
Baths		x 36 gallons	=
Brushing teeth		x 4 gallons water running 1/2 not	=
Shaving		x 4 gallons water running 1/2 not	=
Kitchen/Laundry			
Meal preparation		x 5 gallons	=
Washing dishes by hand		x 30 gallons water running	=
Garbage disposal		x 5 gallons	=
Dishwasher		x 15 gallons	=
Washing machine		x 30 gallons	=
Outdoors			
Washing car		x 20 gallons	=
Watering lawn/garden		x 8 gallons/minute	=
Other (Example: Household Water Softner = 40 gallons / Week)			Estimate! =
Provided by Oklahoma State University Cooperative Extension Service 4-H Program			Grand Total = _____
			Divide by 7 for Average Daily Usage = _____

Start Date: _____

In Your Bathroom 

Toilet flushes _____

Showers _____

Bath _____

Brushing teeth _____

Shaving _____

Start Date: _____

In Your Bathroom 

Toilet flushes _____


Showers _____

Bath _____

Brushing teeth _____

Shaving _____

Start Date: _____


Outdoors 

Washing car _____

Watering lawn/garden (Number of times and minutes) _____

Other _____

Start Date: _____

In Your Kitchen/Laundry 

Meal preparation _____

Washing dishes by hand _____

Garbage disposal _____

Dishwasher _____

Washing machine _____

Start Date: _____

In Your Kitchen/Laundry 

Meal preparation _____


Washing dishes by hand _____

Garbage disposal _____

Dishwasher _____

Washing machine _____

Start Date: _____

Outdoors 

Washing car _____

Watering lawn/garden (Number of times and minutes) _____

Other _____