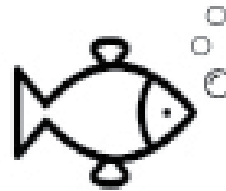
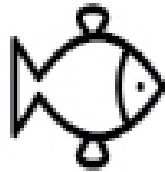
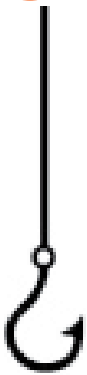



UNDERWATER EXPLORATION

DAY ONE: WHAT'S IN THE WATER?



Oklahoma State University, as an equal opportunity employer, complies with all applicable federal and state laws regarding non-discrimination and affirmative action. Oklahoma State University is committed to a policy of equal opportunity for all individuals and does not discriminate based on race, religion, age, sex, color, national origin, marital status, sexual orientation, gender identity/expression, disability, or veteran status with regard to employment, educational programs and activities, and/or admissions. For more information, visit <https://eeo.okstate.edu>.



4-H STEM



WHAT'S IN THE WATER?

Welcome to Underwater Exploration day one!

Today we are going to take a look at aquatic ecosystems, and what makes them complete! So what is an ecosystem? An ecosystem is a natural unit of living and nonliving parts that interact to produce a stable system. You are going to make an underwater scope to see what is going on beneath the surface of the water.

Instructions:

- Using a can opener, cut off the end of your empty can so both ends are open.
- Cut a large piece of plastic wrap and cover one end of the can. Secure the plastic wrap with a heavy-duty rubber band.
- If you want to add color to your can, cut a piece of construction paper to fit the size of the can. Use glue or tape to attach it.
- Decorate your scope however you want!
- Go to a body of water in your area such as a pond or a creek to test out your scope!
- Place the scope in the water with the plastic wrap side facing down, and take a look at whatever swims by!

Materials:

- Empty Can
- Plastic Wrap
- Rubber Bands
- Colored Construction Paper
- Glue or Tape
- Scissors
- Can Opener



Pro Tip: If you want to make a scope for deeper water, follow the same in instructions as before, but use a long piece of PVC pipe in place of the can!

If you need ideas of what to look for with your scope, refer to our guide provided at the end of the handout!



Resources:
Utah 4-H Discovery
National Geographic Kids





Adult Mayfly



Baby Mayfly



Adult Stonefly



Baby Stonefly



Adult Dragonfly



Baby Dragonfly



Adult Crane fly



Baby Crane fly



Largemouth Bass



Catfish



Bluegill



Cattail



Water Lily



Heron



Duck