


**Welcome  
to  
Speakeasy**



- Novice presenters
- Simple games and activities
- Minimal lecture
- Experiential learning



# Schedule

Speaking games	1 hour
Break	15 min
ABC's of Presentations	1 hour
Lunch	30 min
Presentation planning	1.5 hr
Round robin	1 hour
Sundae party/wrap up	30 min

9:30 am to 3 pm



# Objectives



- Increase confidence
- Understand 3 parts of a presentation
- Experience a presentation



# Why do it?

## *Outcomes*



# We did it!



# Language arts standard



- Speak clearly at understandable pace
- Add visual displays when appropriate
- Present in organized manner

# Makes speaking fun!





# Snowball effect



*Scarf Magic #1*



## *Scarf Magic #2*



*Invites a friend*



# College prep



*Dr. Tracey Hanrahan*

# Preparation

- Games and activities
- Supplies and kits
- Presenters



# Sample presentations



Fun topic  
Good visuals  
Polished



# Slant Board





# Puppets



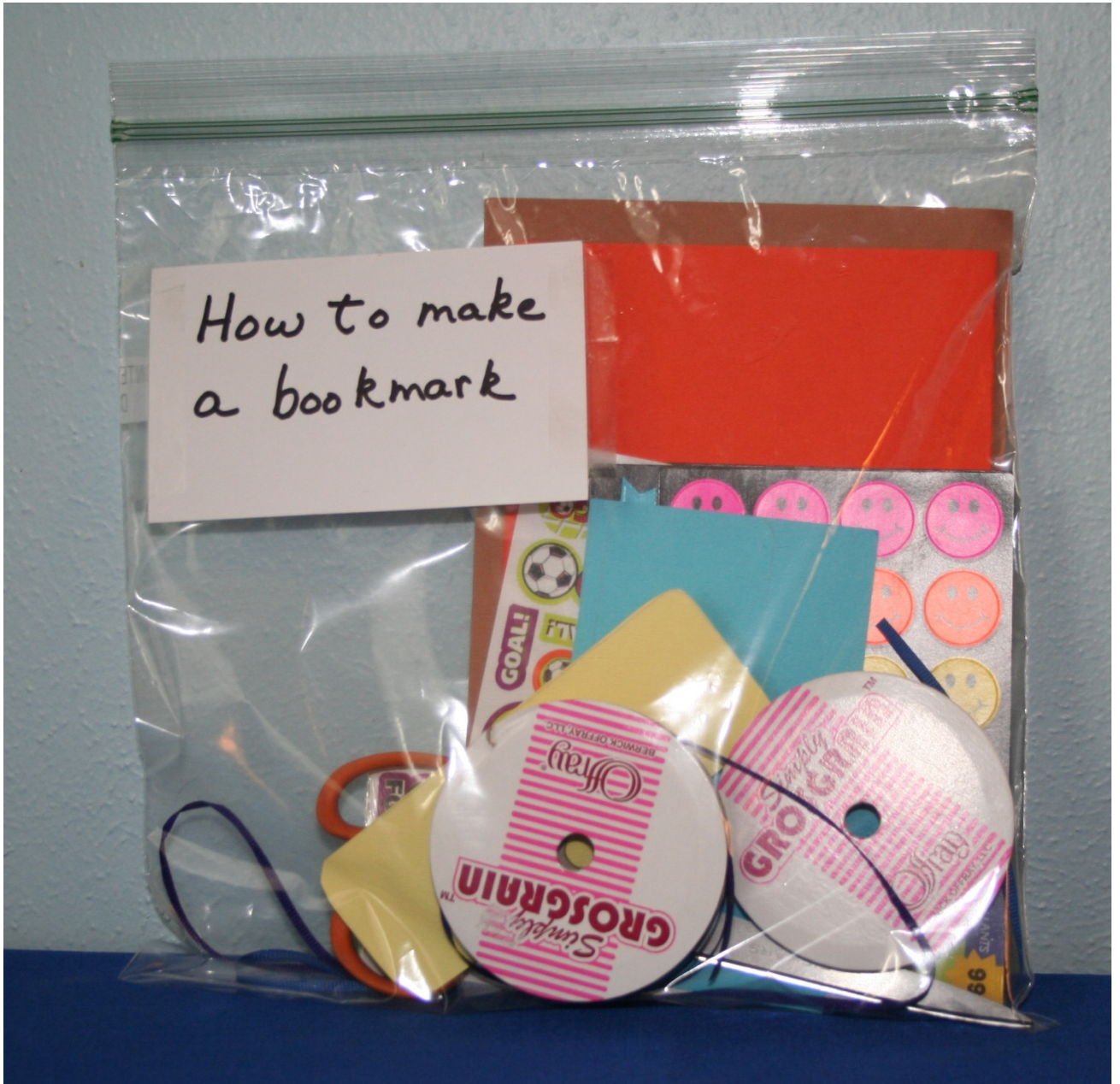
# Hats!



# Hats



# Kits







# How to braid a horse's tail



# How to wrap a present





# Creative ways to wear a scarf













# How to make hot chocolate



# How to make a peanut butter sandwich

# Everything else

- Slides ✓
- Paper, markers, pencils, cards
- Sample posters
- Sample visuals
- Magic bag



# Speaking games




*Would you like to do a presentation?*



*Would I like  
to do a . . .*

*What?*





*Just what is a  
presentation?*



*Sounds like I  
would really  
have to be  
prepared!*



*But, can I  
handle this alone?*



# Sample presentation



Orange



Super

Smoothie



6 oz. frozen OJ

1½ C milk

½ C water

¼ C sugar

1 tsp. vanilla


Ice cubes



*OK, I'm convinced . . .  
Where do I start?*



*First, select a topic.*





*Just three main parts*



*Introduction*

*Body*

*Summary*

# Introductions

- Question
- Role play
- Music, song
- A poem or quote

# Costumes say “watch me”





*Do I have to have  
visual aids and  
equipment?*



*Can I use posters?*



THINK  
PINK!

THINK

PINK!



THINK

PINK!

THINK

P

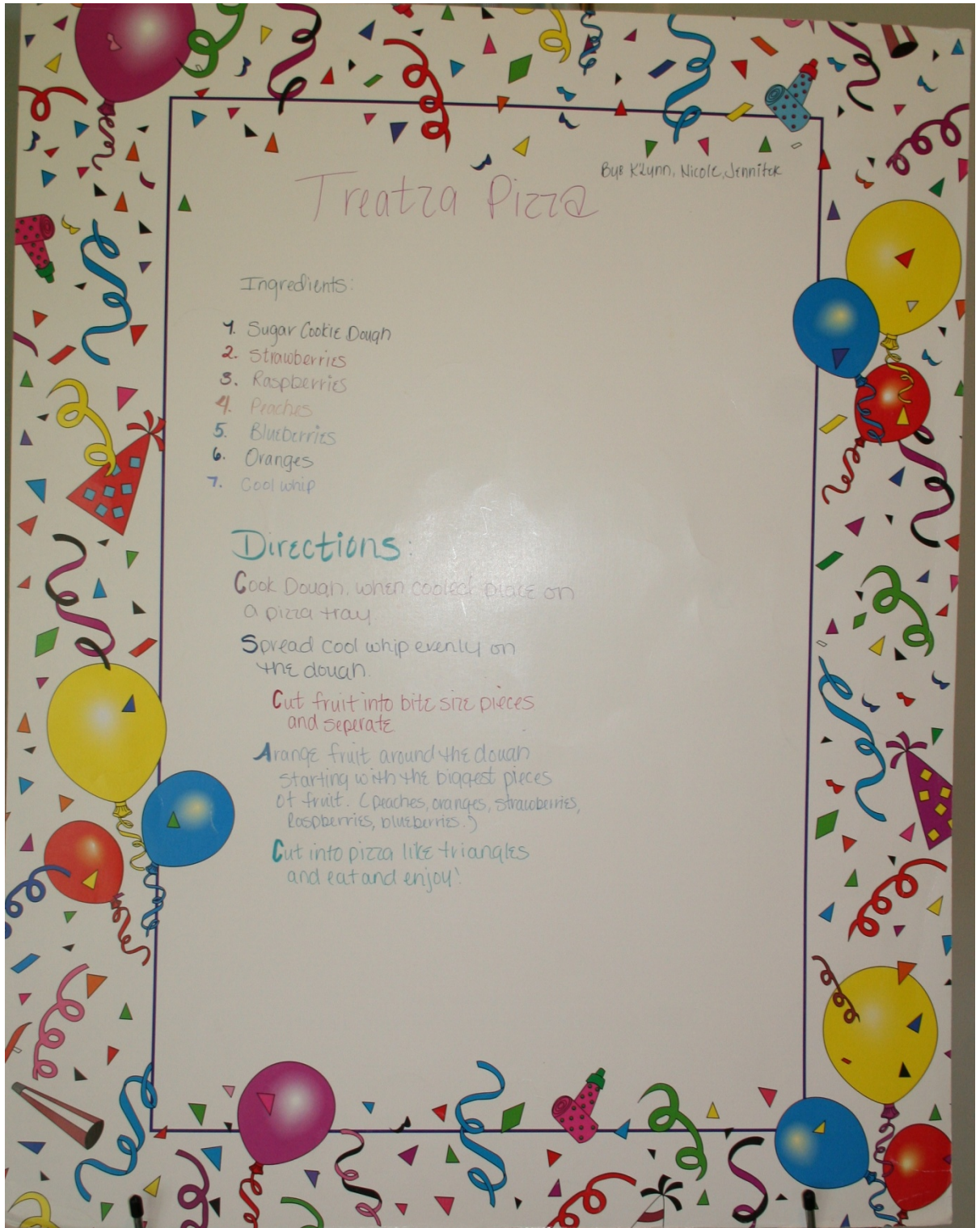
I

N

K



# What's wrong?



# INGREDIENTS

2 9" cake layers

pink frosting

1 gumdrop

1 chocolate cookie

1 stick of licorice

1 nut

chocolate chips

What's wrong?

Little Bit

of MAGIC

by Susan Smith

# Readability



# Contrast



Your cat needs  
the right foods.



Provide a quiet  
spot for the litter  
box.



1 cup raspberries

1 cup orange juice

8 oz. vanilla yogurt

# BANANA BOAT

## **INGREDIENTS**

1 Banana  
4½ ounces Cool Whip  
2 Maraschino Cherries  
Hershey's Syrup



By: Alex + Jessica



# BEWARE



SLURP, SLURP



wool

to

WOOLEN





Shearing  
Washing  
Dyeing  
Carding  
Spinning  
Fulling



# Muffin Magic





# Muffin Method



Do not overmix!

Peanut  
Bunny  
Sand-  
wich



Bread 1 slice

Peanut Butter

Lettuce

1 Pear Half


1 Marshmallow

Coconut, Carrot


Currents, Almonds

Candy Eggs


*What should I wear?*




*And how should I  
present myself?*



*Me? Practice? But,  
I already know all this  
stuff!*



*Are you sure this is  
worth the effort?*



*Yes!*





# Sample Presentation(s)





Brush your cat daily



Take your kitten for regular check ups.



# Quiz



# Create a presentation as a group



# Body

Put peanut butter on  
1 slice of bread

Put jelly on other  
slice of bread



# Presentation Rules

1. Teams of 2,3 or 4 members
2. Everyone does a speaking part
3. Introduce yourselves
4. Titles have 3 words or less
5. Use double sheets of paper
6. Ask for questions
7. Repack kit boxes



# Steps

1. **Write 1 step on each card**
2. Plan fun introduction
3. Select props
4. Make a title poster
5. Plan the ending
6. Who will ask for questions?
7. **PRACTICE, PRACTICE**
8. Practice in front of an adult
9. **MORE PRACTICE**



# Put steps on card





Cut out rectangle.

Punch a hole.

Get some ribbon and stickers.

Put it all together.



# Prepare visuals



# Plan an introduction



# Make a poster



# Short title



# Practice



# Round robin of presentations



Audience can ask 2 questions















# Near the end

- Praise!
- Clean-up reminder

# End with ice cream sundae presentation



# Ice cream for all!

