



**Welcome
to
Speakeasy**






- Build confidence in speaking skills
- Understand 3 parts of presentation
- Experience planning and delivering a presentation

Would you like to do a presentation?



*Would I like
to do a . . .*

What?



*Just what is a
presentation?*



*Sounds like I
would really
have to be
prepared!*




*But, can I
handle this alone?*



*OK, I'm convinced . . .
Where do I start?*



First, select a topic.



Just three main parts



Introduction

Body

Summary


*Do I have to have
visual aids and
equipment?*




Can I use posters?




What should I wear?




*And how should I
present myself?*



*Me? Practice? But,
I already know all this
stuff!*



*Are you sure this is
worth the effort?*



Yes!



Presentation Rules

1. Teams of 2,3 or 4 members
2. Everyone does a speaking part
3. Introduce yourselves in the presentation
4. Titles have 3 words or less
5. Use double sheets of paper.
6. Ask for questions .
7. Repack kit boxes

Steps

1. Write 1 step on each card
2. Plan fun introduction
3. Select props
4. Make a title poster
5. Plan the ending
6. Who will ask for questions?
7. PRACTICE, PRACTICE
8. Practice in front of an adult
9. MORE PRACTICE