



# OKLAHOMA 4-H

## DISASTER PREPAREDNESS

### 4-PETS

#### RESPONSIBLE PET OWNERS ARE PREPARED

Each year thousands of pets are lost, injured or killed during emergencies. These can include family and medical emergencies that prevent an owner from caring for their pet or natural disasters such as a flash floods, tornados and wildfires or even man-made problems like chemical truck spills or gas pipeline leaks.

By being prepared 4-H members improve the chances that their entire family including their pets will make it safely through an emergency. Prepared members greatly increase the likelihood that their pet will not be lost during a disaster and help alleviate the stress placed on their pets and family when disaster strikes.

#### PREPARED BY

Stephen Beck, Assistant Extension Specialist, 4-H  
Oklahoma State University

#### REVIEWED BY

Carolynn MacAllister, DVM  
OSU Extension Veterinarian

Cathy Allen, Assistant Extension Specialist, 4-H  
Oklahoma State University

#### PLAN TO SHELTER YOUR WHOLE FAMILY

During an emergency your family may have to evacuate your home and possibly even the area. Due to health regulations many emergency shelters will not accept pets so it is important to have a plan that includes your pets.

Discuss with your family and determine a safe place to go if an evacuation is ever necessary. Plan for several locations depending on the type of evacuation that might become necessary. In some cases you will only need to leave your home and immediate neighborhood but some emergencies may require you leaving your community, or even Oklahoma.

- Know which hotels along your evacuation route will accept pets during an emergency.
- Find out which kennels, animal shelters or veterinarians can take your pets in an emergency.
- Have animal crates and pet preparedness kits ready to go and easy to access at all times
- Stay informed by listening to warnings on the radio and TV.
- If time allows bring the whole family, including pets, into the house so everyone can be accounted for and ready to leave.

#### FOR MORE

**INFORMATION ON PET  
PREPAREDNESS PRINT A  
COPY OF "PET EMER-  
GENCY PREPAREDNESS"  
VTMD-9131 ONLINE AT  
HTTP://  
PODS.DASNR.OKSTATE.EDU  
OR VISIT  
WWW.READY.GOV**



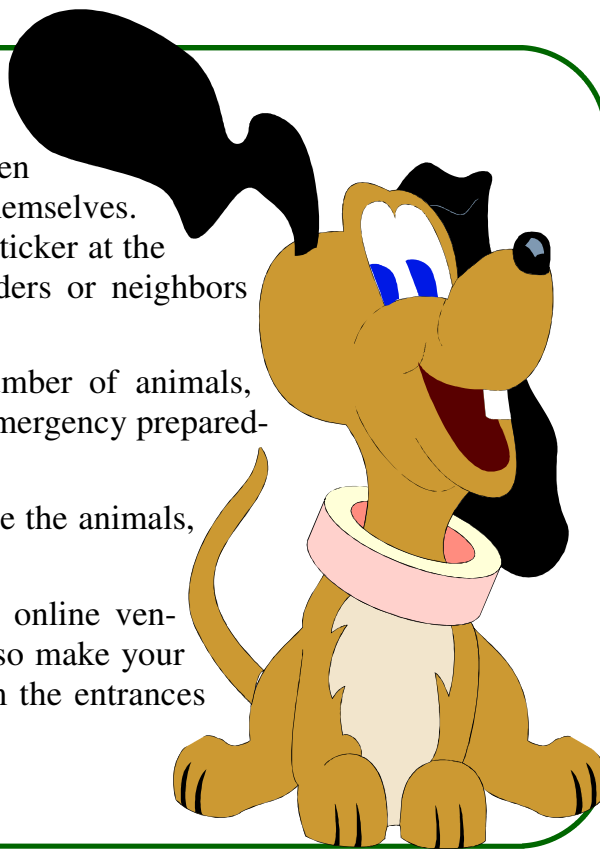
## POST A SIGN TO ALERT EMERGENCY RESPONDERS

Many times families are away from their homes when disaster strikes, leaving their pets alone to fend for themselves. As a responsible pet owner you should post a sign or sticker at the entrances of your home to notify emergency responders or neighbors that there are animals on the property.

Your sign should include the location, kind and number of animals, emergency contact numbers and the location of your emergency preparedness kit.

If you have to evacuate and have time to safely remove the animals, write "Evacuated with Pets" across the sign.

Stickers and window-clings are available from many online vendors and animal protection organizations. You can also make your own sign, just make certain that it is easily seen from the entrances and protected from the weather.



## COMPLETE THIS SIGN FOR YOUR PETS

# PET ALERT!

**IN CASE OF EMERGENCY PLEASE SAVE OUR PETS!**

**# OF DOGS** \_\_\_\_\_ **LOCATION** \_\_\_\_\_

**# OF CATS** \_\_\_\_\_ **LOCATION** \_\_\_\_\_

**# AND KIND OF OTHER PETS** \_\_\_\_\_

**LOCATION OF OTHER PETS** \_\_\_\_\_

**LOCATION OF PET PREPAREDNESS KIT** \_\_\_\_\_

**EMERGENCY CONTACT #** \_\_\_\_\_



## PET ID

Pets commonly become separated from their owners during an emergency. It is important that your pet wear a collar and an identification tag with your name and phone number.

It is also a good idea to have a microchip implanted by a veterinarian as collars and ID tags can become lost. Microchips provide a permanent form of ID for your pet. A veterinarian simply injects a microchip about the size of a grain of rice underneath the skin of your pet.

If your pet becomes lost the microchip can be read by a scanner at the shelter or by a veterinarian. Talk to your veterinarian about having your pet microchipped.

## DEVELOP A BUDDY SYSTEM WITH A TRUSTED NEIGHBOR

Work with a trusted neighbor, friend or relative to make sure someone is available to care for or evacuate your pets if you become unable to return home. Discuss your pet evacuation plans with your buddy and show them where you keep your pet's emergency supply kit. If they have pets, offer to take their information and care for their pets in an emergency. Then you and your buddy should designate a location where you will meet in an emergency.


Make sure your buddy is prepared by

- Having a key to access your home
- Knows the location of all your animals
- Knows how to handle your pets
- Has access to your pets' emergency preparedness kit



### USE THE FOLLOWING WORD LIST TO SOLVE THE PUZZLE

PREPARED, LEASH, TORNADO, COLLAR, SHELTER, MUZZLE, WARNINGS, MICROCHIP, WILDFIRE, EVACUATE



### ACROSS:

1. Attaches to your pet's collar to provide you control
4. Are announced on TV and Radio before an emergency
5. Used to keep pets from biting when they are scared
7. Used to ID your pet, it is about the size of a grain of rice
8. A common weather occurrence in Oklahoma when you should seek shelter underground
9. A responsible pet owner will be \_\_\_\_\_ for emergencies

### DOWN:


2. A safe place
3. This disaster often occurs when it is dry and windy
6. Fits around your pet's neck and you should attach an ID tag to it
10. During a disaster you may have to \_\_\_\_\_ your home

## MAKE A PET EVACUATION KIT

Include:

- Leashes and carriers to transport and shelter your pet safely
- Fresh food, bottled water and bowls - rotate often to keep fresh
- Litter/pans, plastic bags, disinfecting cleaners to deal with pet waste
- Current photo and descriptions of your pets
- Information on feeding and medication schedules, incase someone else has to care for your pet
- Include muzzles for your pets. Pets often become frightened when taken to an unknown place and may even try to bite their owners because they're scared. A muzzle will help keep everyone safe
- A pet first aid kit that includes your pets' medical records and medications
- Make sure your pet wears a collar with an ID tag
- Name and phone numbers for an emergency contact person

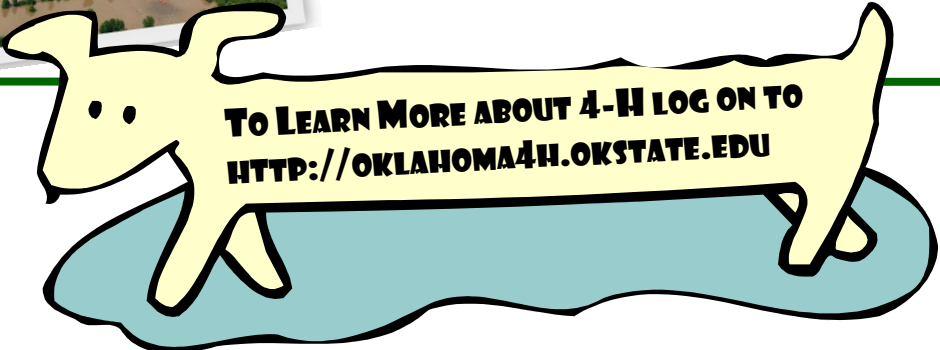
\*Store your items in something waterproof and easy to carry such as a plastic tub. Label it and keep it handy!



Ottawa County 4-Hers spent an entire month caring for over 130 cats and 175 dogs that were displaced during a flood in 2007.

### FIND WAYS TO GET INVOLVED!

- Cooperate with your emergency manager to develop pet disaster plans and find out how your 4-H club can help out during/after a disaster
- Participate in disaster trainings
- Start a public awareness campaign about pet preparedness for disasters
- Plan field trips for your 4-H club to visit your local fire and police stations to learn how being prepared saves lives



**TO LEARN MORE ABOUT 4-H LOG ON TO  
[HTTP://OKLAHOMA4H.OKSTATE.EDU](http://oklahoma4h.okstate.edu)**