



# 4-H COMMUNICATION EVENT

## Photography

*Noon, July 1st the ACTUAL exhibit and any supporting documents must be uploaded by a county staff person at <https://forms.office.com/r/FGpwJGvQNU>*

All exhibits are viewed by judge(s) BEFORE Roundup.

### Photography Exhibit Defined

Photography is a means of self-expression and creativity through the lenses of a camera. The exhibitor will illustrate and communicate their mastery of photographic equipment, techniques, composition (elements and principles of art), lighting, storytelling, and photo editing with four photos.

### Preparation

- Oklahoma Communication and Expressive Arts Photography Resources:
  - <https://4h.okstate.edu/projects/communication-and-expressive-arts/index.html>
  - <https://4h.okstate.edu/projects/science-and-technology/photography/index.html>
- Review the scoresheet doing a self-evaluation of each photo. Self-evaluation will be helpful in preparing for the interview process and modifying your work to improve the finished product.

### JUDGING

Judging an exhibit is an extension of the educational process in 4-H project work. The “judging” process is used to evaluate the skills and knowledge learned by the member in creating the exhibit/project.

This contest consists of “**Interview Judging,**” which allows the judge to view the project, but more importantly to have a conversation with the member. Each 4-H'er will participate in a 5-minute interview the day of the contest. During the one-on-one interview, all photos will be reviewed, and the judge will question the participant about the work and what was learned in the process. The judge will offer suggestions for project growth.

View an example of interview judging <https://www.youtube.com/watch?v=s594NX48P1s>.

### RECOGNITION

- Danish-Award System is used to evaluate each presentation: Ribbons are presented as:
  - Blue Award (Exceptional)
  - Red Award (Meets Expectations - room for growth)
  - White Award (Growth Opportunity)
- Peer Competition - First through third place will be designated for each category. No ribbons awarded.
- The judge(s) reserve the right/have the discretion not to award first place.
- First place winners will receive a certificate and a monetary award of \$50. Monetary awards will be mailed following Roundup.
- ALL First-place winners must write a thank you note.
- Results will be awarded at the conclusion of the contest; participant must be present. The only exception is with prior approval of event superintendent, that a designated representative may accept award on their behalf because the contestant is competing/participating in another activity running simultaneously with the communication event.
- All results will be emailed to county educators.

## EXHIBIT

An exhibit illustrates what the 4-Her has learned – their understanding of photographic equipment, lighting, techniques, composition, etc.

- **A Roundup delegate/participant may enter only one category.**
- **An exhibit will be composed of FOUR photos which fit ONE category.**

### CATEGORIES:

- A. Four photos, one from each of the following categories: people, animals, plant life and scenery.
  - B. Four outstanding “people” pictures.
  - C. Four photos telling a story or illustrating a single event.
  - D. Four landscapes or nature photos.
- Photos can be cropped.
  - Photos should not have any border or colored background.
  - Each photo must be labeled with the category, photo #, county and last name of exhibitor when it is uploaded. *Photos not labeled correctly are easily misplaced or lost when downloaded for judging.*

Example of how to label file name:

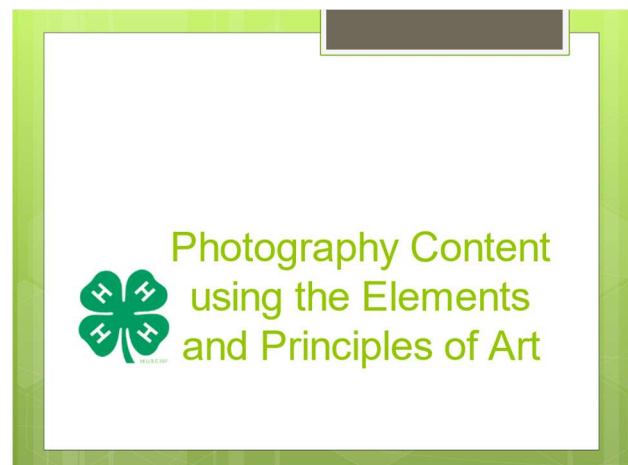
**B\_1\_Pittsburg\_Smith**

**B\_2\_Pittsburg\_Smith**

**B\_3\_Pittsburg\_Smith**

**B\_4\_Pittsburg\_Smith**

- Participants should be prepared to talk about any of the following techniques applied in their photos:
  - Settings: lenses/aperture setting, photo lamps, existing light, filters, or speed
  - Composition: placement of subject, framing, contrast, or perspective
  - Special effects: lighting, subject matter, techniques, and processes



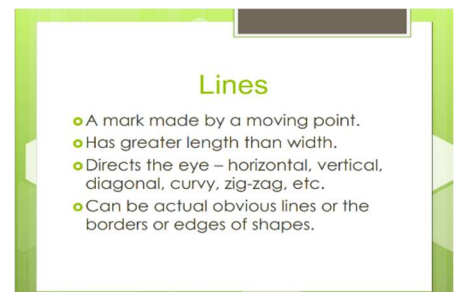
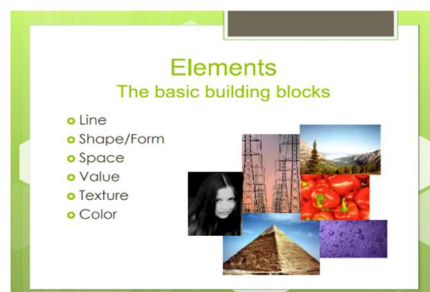
Resources posted at <https://4h.okstate.edu/projects/communication-and-expressive-arts/index.html>

## PHOTOGRAPHY CRITERIA

<b>COMPOSITION - Elements and Principles of Art</b>
Center of interest – Is there a main center of interest?
Placement of subject – Is the subject placed in a position that adds to the interest and story-telling ability of the picture?
Distance from subject – Does the subject fill the viewfinder or does the distance add an interesting perspective?
Foreground/background – Is the foreground and background simple and uncluttered? Is it used to set the stage for the story without detracting from the subject?
Format – was the horizontal or vertical format used the best choice and was it used effectively?
Framing – Is framing used to add dimension to the photo or call attention to subject?
Perspective – Is the camera angle used effectively to help add interest and build the story?
Line, shape, pattern, texture – Is line, shape, patterns, or texture used to add interest or direct the eye to the subject? Do the shapes and lines relate to one another?
<b>IMAGE QUALITY- Technique Applied to Composition</b>
Focus – Is the image clear and sharp? Does the photo record fine detail with good definition?
Exposure – Did the exposure used provide adequate lighting for the image?
Contrast – Is contrast used effectively to make the subject stand out or to set a mood?
Lighting – Does the lighting call attention to the subject, set a mood, or add interest?
Grain – Is graininess apparent and detracting to the overall image?
Depth of field – Is the depth of field used effectively to emphasize the subject?
Color – Is the color (either black and white or color) natural and true to life?
Depth of tones – Does the photo have richness of color or complete range of tones?
<b>STORYTELLING</b>
Message – Does the photo clearly communicate a message? Does it tell a story in the first glance?
Impact – Does the photo attract and maintain your attention?
Creativity & originality – Is the subject presented in a unique way?
<b>INTERVIEW</b>
Can verbalize what was learned - skills mastered and knowledge gained.
Can explain the creative process/thought used to compose the photo(s) content/story.
Goals/plans for future project work

Adapted from University of New Hampshire Cooperative Extension 4-H Youth Development Photography Score Sheet

Example slides from resource: [Photography Content – Using the Elements and principles of Art.](#)



# Oklahoma 4-H Photography Score Sheet

Name \_\_\_\_\_ County \_\_\_\_\_

**CATEGORY – check the box for the category being entered**

<input type="checkbox"/> A. Four photos, one from each of the following categories: people, animals, plant life and scenery.	<input type="checkbox"/> B. Four outstanding “people” pictures.	<input type="checkbox"/> C. Four photos telling a story or illustrating a single event.	<input type="checkbox"/> D. Four landscapes or nature photos.
--	---	---	---

During the “Interview Judging,” be prepared to talk about any of the following techniques applied in their photos:

- Settings: lenses/aperture setting, photo lamps, existing light, filters, or speed
- Composition: placement of subject, framing, contrast, or perspective
- Special effects: lighting, subject matter, techniques, and processes



CRITERIA	EXCEPTIONAL – EXCEEDING EXPECTATIONS	Meeting Expectations	GROWTH OPPORTUNITY	
				For each skill/knowledge identified in the photo collection, place an x in the box that best describes the photo/interview.

COMPOSITION - 30 POINTS				Points
Elements and Principles of Art				Points
–	Center of interest			Comments
–	Placement of subject			
–	Distance from subject			
–	Foreground/background			
–	Format			
–	Framing.			
–	Perspective			
–	Line, shape, pattern, texture			

QUALITY – 30 POINTS				Points
Technique applied to composition				Points
–	Focus			Comments
–	Exposure			
–	Contrast			
–	Lighting			
–	Grain			
–	Depth of field			
–	Color Balance			
–	Depth of tones			

STORYTELLING – 20 POINTS				Points
–	Message – subject matter			Comments
–	Impact			
–	Creativity and originality			

PROJECT INTERVIEW - 20 POINTS				Points
–	Can verbalize what was learned			Comments
–	Can explain the creative process/thought			
–	Goals/plans in project			
<b>TOTAL POSSIBLE POINTS – 100</b>				Total Points Blue      Red      White

Danish-Award System Key: **Blue** = Exceptional, **Red** = Meeting Expectations, **White** = Growth Opportunity

\*\* The judge(s) reserve the right/have the discretion not to award first place. To be considered for a “placing,” the presentation must be a BLUE Award.